



THE CONCERT HALL

ON THE CONCOURSE



PERFORMING ARTS CENTRE

Box Office
Art Space

Theatre



Contact Information

To speak to our Venue Booking Agent about any aspects regarding our venues please call or email via the following contacts.

Main Line:
(p) +61 2 8075 8100

Web address:
<http://theconcourse.com.au/>

Street Address:
The Concourse, Chatswood. 409 Victoria Avenue, Chatswood, NSW, 2067

Postal Address:
The Concourse, Chatswood P.O. Box 1542, Chatswood, NSW, 2057


Introduction

For over 100 years, the site now home to The Concourse has been the home of performing arts, community celebrations and civic ceremonies. The Concourse carries on these traditions and provides world-class entertainment facilities for the next generation.

The site of The Concourse is possibly the most important public site owned by Willoughby City Council and certainly one of the most valuable. The many opportunities it offers to the local and regional resident, visitor and business communities demanded comprehensive, intelligent and long term planning for its redevelopment. The architectural design for The Concourse was completed in 2007 and the following year the existing buildings were demolished and the commencement of construction began.

The Concourse opened in September 2011, and continues a century old tradition of performing arts, community celebrations and civic ceremonies and offers both local and regional visitors a unique mix of venues for live theatre, dance, music, business events and exhibitions. It's facilities include a Theatre, Concert Hall, Lounge, and Rehearsal Centre.

The Concourse venue is operated and managed by Century Venues. Century is one of Australia's leading entertainment businesses, with over 30 years of experience specialising in venue management, live events and touring, and artist representation. The Company operates and manages a wide array of Sydney's best live entertainment venues including the Enmore Theatre, Metro Theatre, The Comedy Store, Factory Theatre, Manning Bar, The Mighty Vic in Newcastle and The Concourse Concert Hall, Theatre and Lounge.



The Concert Hall

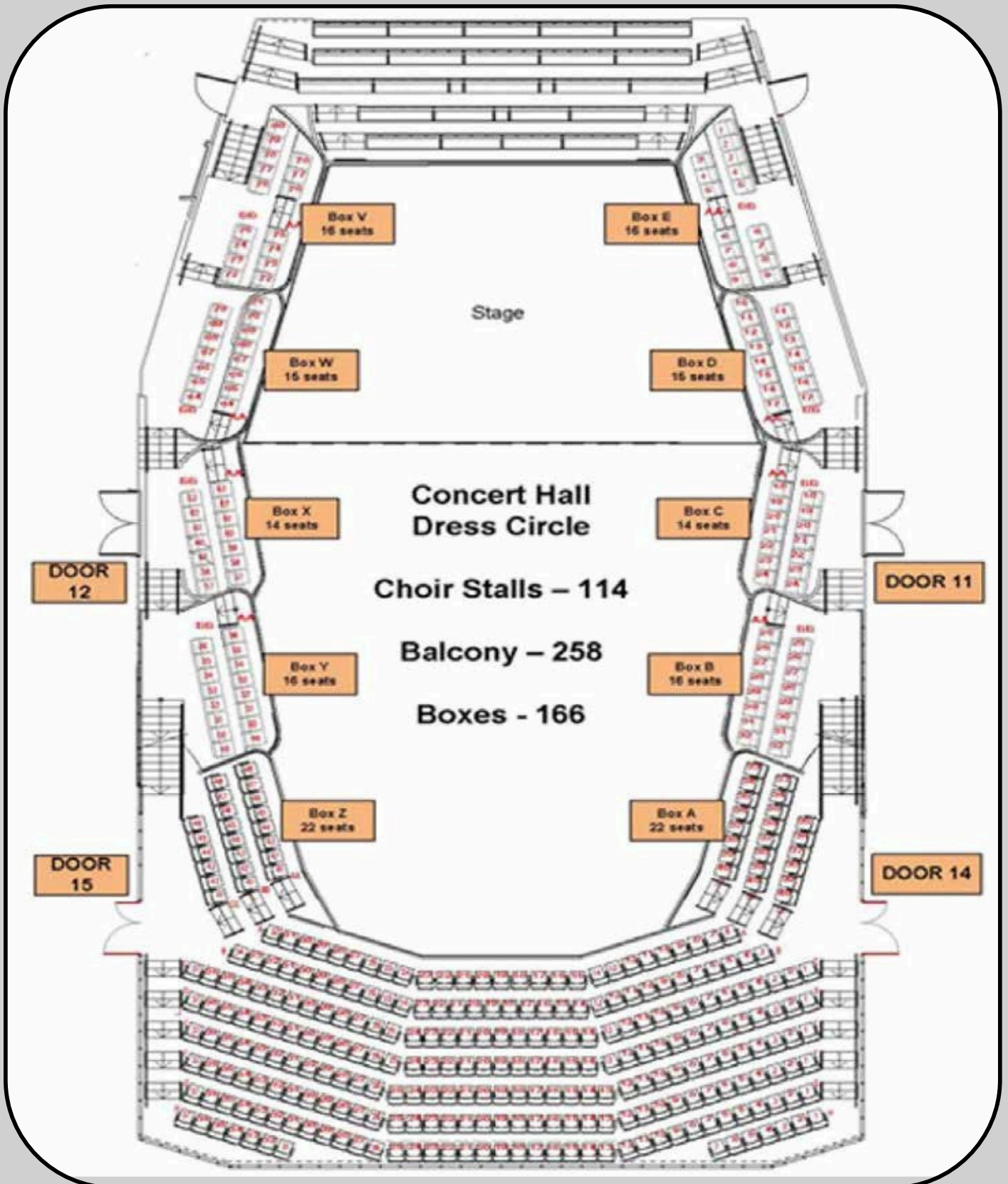
Visually spectacular and acoustically excellent, the Concert Hall provides a sensational atmosphere for a diverse range of performances, from classical music to chamber ensembles, jazz, world and pop music and is equally efficient as a conferences space.

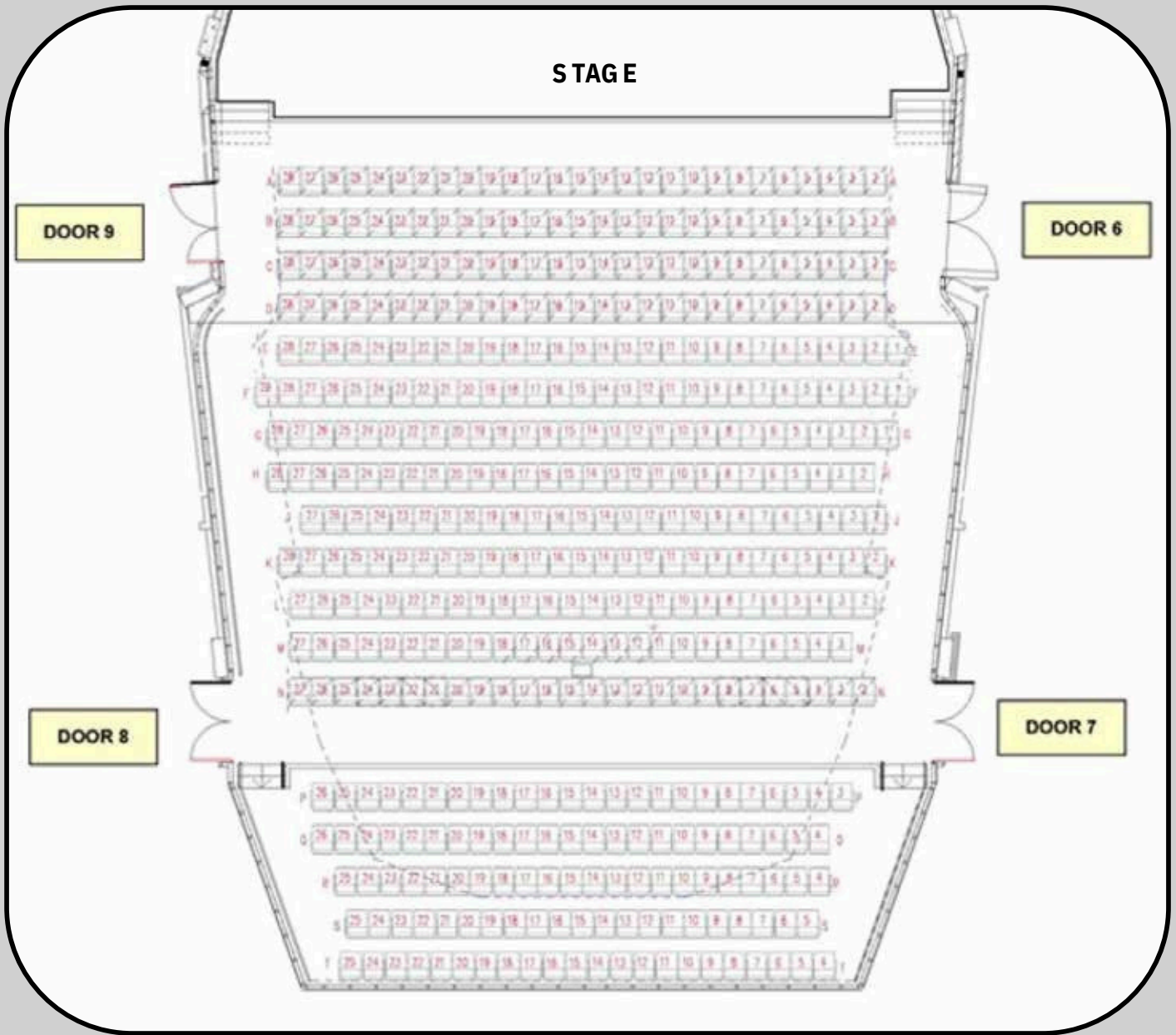
Inspired by traditional European designs, it creates an intimate space with the high ceiling maintaining a sense of grandeur and opulence. Performers enjoy an open concert platform and exceptional acoustics, dressing rooms, storage and exemplary technical facilities. Two levels of seating can accommodate up to 1,000 patrons – with 464 stalls, 424 balcony and 114 choir stalls.



Seating

The maximum capacity for the Concert Hall is 1000 in the stalls, dress circle, overstage boxes and choir stalls. There are 824 seats without the use of overstage seating.





Accessibility

Concert Hall stalls are wheelchair accessible through any of the Level 1 doors. Please discuss your needs with the Event Manager. There is elevator access to all levels of the Concert Hall from the car park and foyer levels. Back of house staff and ushers can assist patrons using a wheelchair. Wheelchair access to stage door is via a wheelchair lift. Please discuss any accessibility needs you have with the venue staff prior to arrival so that appropriate arrangements can be made.

Assisted Hearing System

An assisted hearing system operates throughout the Concert Hall. In the foyer patrons are advised to switch their hearing aid to the T-switch in order to hear paging announcements. Concert Hall program is broadcast over a dedicated FM radio transmitter. Please see front of house staff to arrange a receiver.

Public Transport

The Concourse is located in the heart of Chatswood on Sydney's North Shore. It can be reached in 15 minutes from the Sydney CBD and 30 minutes from the airport by car.

The Concourse is a two-minute walk from the Chatswood Interchange, which incorporates both train and bus terminals. From the Chatswood Interchange, walk down Chatswood Mall and onto Victoria Avenue, east of the station.

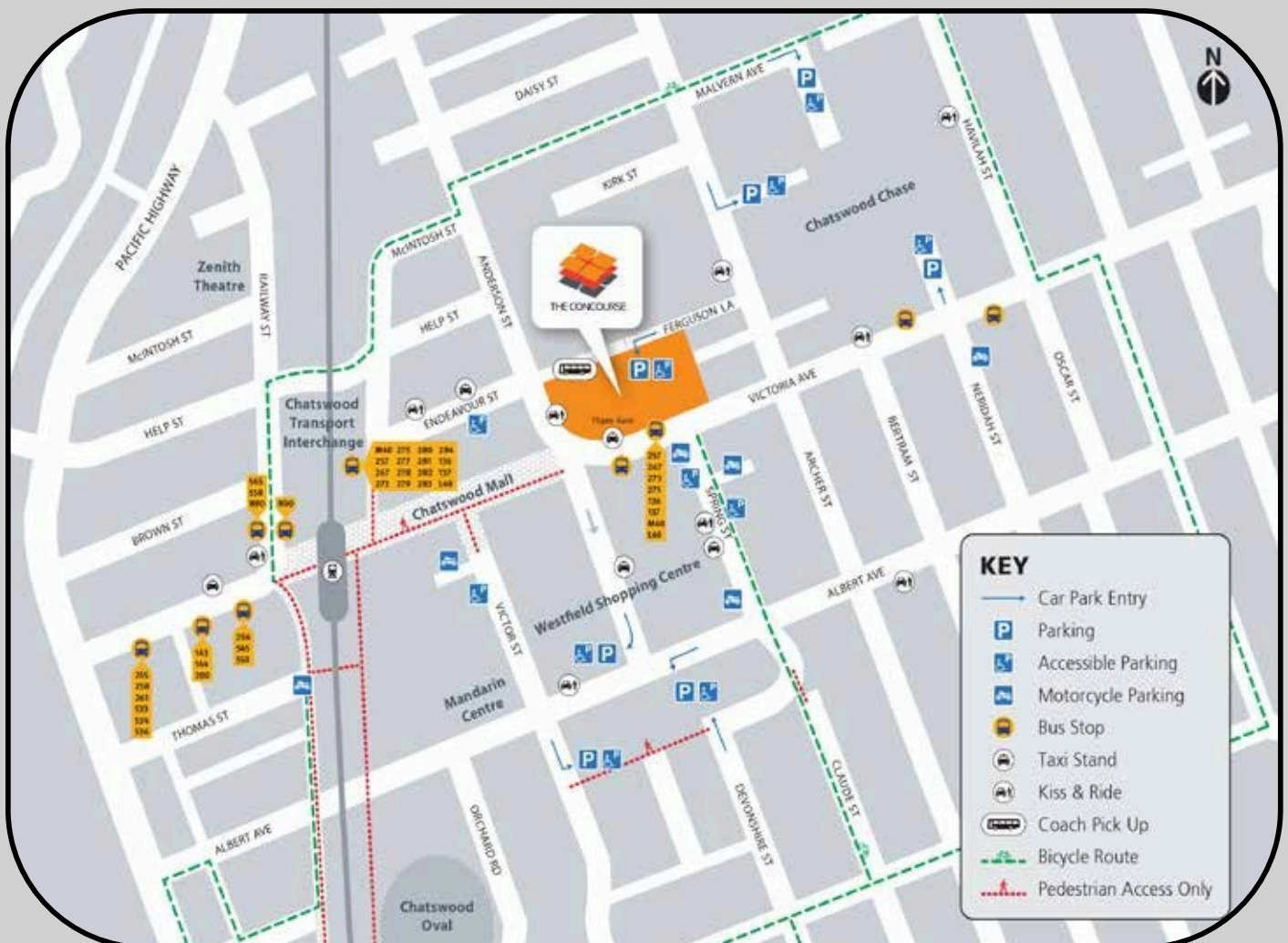
Trains

T1 North Shore and Northern Line, and Metro Train Line.

Bus

Chatswood's main bus terminal can be found at the Chatswood Interchange, just two minutes walk from The Concourse.

For train and bus timetables go to www.transportsw.info



Venue Access

Parking

Car Park Access Times

6:00am - 11:00pm Mon - Sat

8:00am - 11:00pm Sun

The Concourse car park offers on-site parking for 400 vehicles with direct lift access to the venue. Car park entrance is on Ferguson Lane via Archer Street only. The car park can be accessed from the left lane of Archer Street only. There is a luminous sign with number of available parking spaces at the intersection of Ferguson Lane and Archer Street. The car park is owned and managed by Willoughby City Council any enquiries regarding the use of the car park or loading docks should be made to the Council.

Car park operating hours are subject to change. More details about the car park can be found on [The Concourse website](#).

Loading Docks

There are two available loading docks. Both docks are shared between all venues at The Concourse and both docks are designated loading zones, regular traffic rules and time limits apply. You will need to notify venue staff of your intention to use the loading dock prior to your event. Access to the Concert Hall stage from the loading docks is via the goods lift and is subject to its limitations.

Truck Loading Dock

Truck access to the loading dock is from Ferguson Lane via Anderson street and is at one level below stage level with stage access via the goods lift. The loading dock is fitted with a dock leveler with a range of 1180mm-2325mm from road level. Trucks must reverse to the dock and can accommodate commercial vehicles up to semi-trailer size.

Loading dock	
Height	1420mm - dock leveler fitted
Door Dimensions	3900mm (H) x 3000mm (W)

Retail Loading Dock

The retail loading dock is accessible from Ferguson lane via Archer street. Follow the directions to the underground car park. Access to the venue from the retail loading dock is via the goods lift. The initial maximum height for deliveries down to the loading dock is 3.8m and the general car park height for normal vehicles is 2.2m.

Maximum truck Length	under	6400mm
Maximum truck Height	under	3800mm

Goods Lift

The goods lift is accessible from car park level P1 and the truck loading dock. This lift requires staff access cards for operation. Prior notification is necessary if you require the Goods lift for your bump in or out.

Max. Height	2 400mm
Max. Length	4 500mm
Max. Width	2 400mm
Door width	2 100mm
Max. Weight	3.5 Tonne

Backstage Facilities

Dressing room facilities included in the hire of the Concert Hall are outlined below. Links to a virtual tour of each room

Dressin Room and Virtual Tour Link	Capacity	Location
<u>Conductors Room</u>	3	Level 1
<u>Principal 1 Dressing Room</u>	3	Level 1
<u>Principal 2 Dressin Room</u>	3	Level 1
<u>Orchestra Room</u>	60	Level 1
<u>Chorus Room 1*</u>	25	Level 2
<u>Chorus Room 2*</u>	25	Level 2
<u>Green Room**</u>	50	Level 2
* Chorus rooms can be combined to form a single large room with a capacity of 50		
** Green Room is a shared space and is accessible by all hirers in the venue		

Additional Dressing Room/Rehearsal Spaces

The Concourse has a Rehearsal Centre with 2 large rehearsal rooms, if you require additional spaces for rehearsals or dressing rooms, please contact your booker to book these spaces.

Stage Door

Stage door is located on Anderson Street near the corner of Ferguson Lane. All clients must enter and exit through Stage Door in order to be signed in or out.

Catering

Catering can be provided for all venues for patrons, VIPs, performers and crew. Please discuss your catering requirements with your venue contact.

Production Office

If you require a production office, a dressing room can be designated. Phone line and internet access can be made available by prior arrangement.

Laundry

A laundry is available on the Theatre Sub level and includes washing machines, dryers, irons, ironing board and clothes racks. Steaming is not permitted in dressing rooms and must be contained to the Laundry. Heavy or constant steamer use may require venue isolation. Please discuss with your Event Manager if you require steaming.

Conditions of Use

Access

Access to back of house areas is by prior arrangement and via Stage Door only. All visitors must sign in and out at the Stage Door. Stage access may be restricted at any time by staff as required for safety reasons. At least one member of the technical staff must be on site whilst the hirer has access to the stage area. A detailed production schedule is to be provided and approved by management prior to the commencement of your event.

Risk Management

In accordance with NSW WHS legislation, risk assessments and management plans are required during pre-production for any activity performed in the venues. Risk assessment needs to consider the risks associated with your specific event. It is the hirers responsibility to provide risk management plans to the venue prior to your arrival. Our staff are able to provide guidance if required.

Fire Safety

During the unlikely event of a fire emergency please follow the instructions of the venue staff. It is important that patrons familiarise themselves with their closest exit and meeting points. If theatrical smoke, haze, pyrotechnics or costume steaming are to be used during your event a fire warden must be on site during performances and is charged to the event. Please discuss this requirement with the production team prior to your event. Failure to notify management prior to your event may incur additional fees and charges as well as cause interruptions to your production.

Electrical

All electrical equipment brought on sight must have a compliant electrical test tag and be in reasonable working condition. Venue staff may reject equipment at their sole discretion if they believe it presents a reasonable danger.

Restricted Activities

Smoking is not allowed in any interior or exterior area of The Concourse. The Concourse is a smoke free environment.

Venue Staff

It is a condition of entry that all patrons will comply with any reasonable request from venue staff. The Venue has a responsibility to provide a safe workplace for its staff. Harassment or unsafe requests will be handled at the discretion of the venue supervisor. Staff are entitled to a minimum half hour break every 5 hours. Whilst every effort is made to minimise any disruption, during this time stage access may be limited. Technical staff are required to be on site a minimum half hour prior to venue access time and remain half an hour after the venue is cleared. Please discuss your production schedule with management prior to your production to ensure adequate time has been allocated.

Venue Specifications

The Concourse Concert Hall is a European style Concert Hall with a trapezoidal shaped stage and rich red comfortable seating. The 144m² stage is finished in polished blackbutt hardwood flooring. There is a stage crossover on both level 1 (stage level) and level 2 (Choir Stalls). Exposed American Rock Maple wood paneling surround the stage and audience areas.

Surface	Polished blackbutt hardwood flooring.
Maximum Loading	7.5kPa Live load limit (Dynamic) 10kN (1019kg) Point load limit.
Stage Rake	0 degrees (flat)
Stage Care	Care must be taken to preserve the stage surface at all times. Screwing is not permitted into the stage. Floor protectors or rubber end pins must be used on the stage by orchestral instruments.

Key Dimensions

Total Stage Area	144 square Meters
Upstage Width	10 000mm
Downstage Width	16 000mm (14 000mm between stairs)

Distances

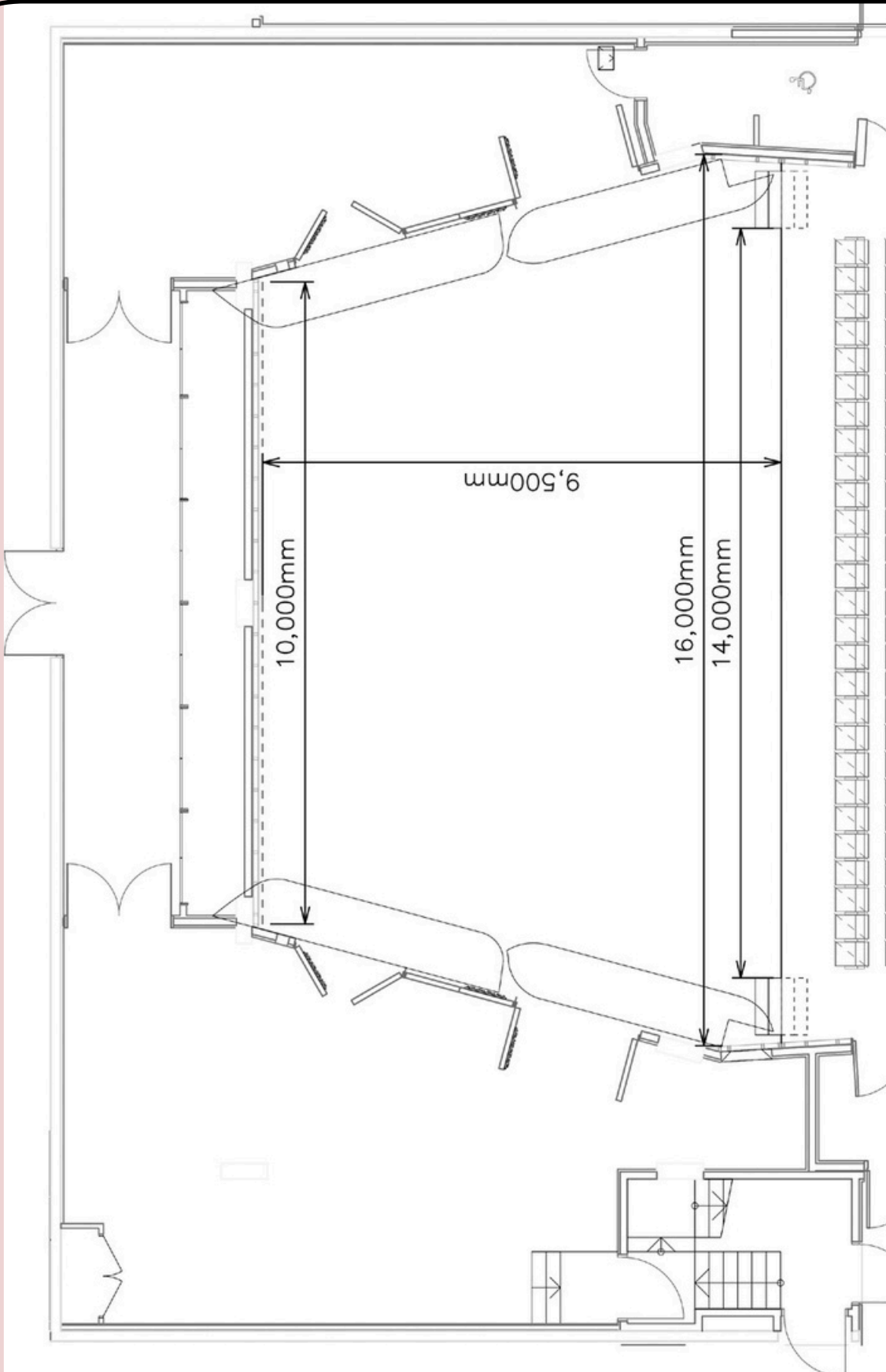
From	To	Distance
Setting Line to Center Line	Upstage wall	9500mm
	Side Walls (upstage) Side Walls (downstage) Stage Stairs (downstage)	6200mm 8486mm 7000mm
	Underside of Grid	12520mm

Overhead Obstructions

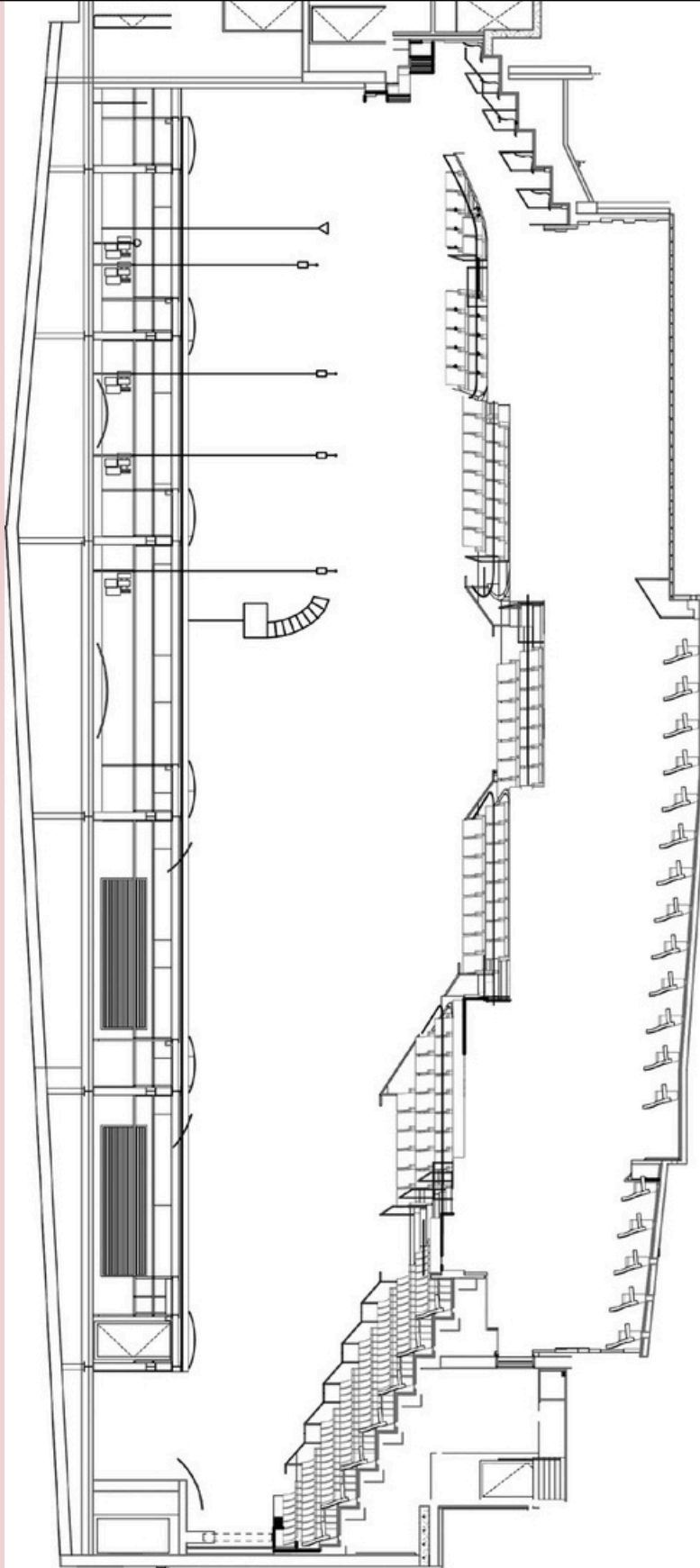
Balconies on both sides of stage are approximately 3000mm above the stage and overhang approximate 1500mm either side.



Stage Plan



Side Elevation



Distance from Setting line to Lighting and Rigging Positions:

FOH Bridge 1 - 4 300mm
FOH Bridge 2 - 11 600mm
FOH Bridge 3 - 18 880mm

LX 1 - 700mm
LX 2 - 3 865mm
LX 3 - 6 020mm LX 4 -
8 900mm Truss - 9
600mm

Stage Machinery

The Staging machinery and fly systems in The Concert Hall can only be operated by approved Concourse personnel. If any changes are made to the standard system they must be reset at the conclusion of your hire.

Fly System

The Concert Hall is fitted with a state of the art powered winch line fly system. There are 4 motorised Jands JLX Lighting bars, 1 flying projection screen, 1x 12" Tri Truss driven by 4x 500kg motors. The flying system is operated from Opposite Prompt at stage level or from the Level 4 Catwalk.

Batten Drift	11 000mm
Batten Type	Jands JLX-Pro 50mm circular hollow steel
Batten Length	LX 1 13,000mm LX 2 13,000mm LX 3 9,600mm LX 4 9,600mm
Batten Extension	N/A
Batten point load	200kg
Batten W.L.L.	500kg incl. Batten
Cradle Capacity	N/A
LX Bars can be swung	NO
Fly bars can be swung	NO

Rigging Notes

Additional rigging points available from the Grid above the stage. Please discuss your production requirements with venue staff prior to your event. All flown items must be rigged with rated equipment, and subject to approval by the venue. All flown equipment must not exceed building W.L.L.



Staging Equipment

Elevated Work Platform

The Concourse has an Elevated Work Platform on site to be shared across all venues. Outriggers must be used at all times. Operators must provide evidence of EWP training prior to use (Yellow Cards) subject to approval of management. Due to the shared nature of the EWP across all venues, availability can not be guaranteed.

Model	JLG-30AM
Max. Height	9m

Staging Rostra

The Concourse has a number of Megadeck stage Rostra available for use in any of our venues. There are additional set up and hire costs associated with the use of the staging. Availability cannot be guaranteed and will need to be prearranged. All decks are of aluminium construction with black plywood face. Dress Skirting, chair stops and 3 different height legs are all available.

12x 2 400mm x 1 200mm Black Timber Deck 4x 1 200mm x 1 200mm Black timber Deck Deck Heights	2x 600mm Black Timber Stair Treads 2x 300mm Black Timber Stair Treads 150mm (All), 300 & 600mm (14 sets), 900mm (5 sets).
--	--

Other Equipment

A full range of Orchestral furniture including conductor's podium, music stands, bass stools, and orchestra chairs are also available on site. Custom sized Tarkett dance floor and Black stage carpet is also available covering the entire stage area. Any additional equipment will attract a hire fee. Please discuss your requirements with the venue staff.

Power

There are a number of standard GPO and 3-phase power outlets around the venue. Each outlet is on a discrete circuit.

Area	Power Outlets
Bridge 1	1 x 40A 3 Phase Outlet
Bridge 2	1 x 40A 3 Phase Outlet
Bridge 3	1 x 40A 3 Phase Outlet
Catwalk 1	1 x 40A 3 Phase Outlet
Catwalk 2	1 x 40A 3 Phase Outlet
Catwalk 3	1 x 40A 3 Phase Outlet
Stage Level	1x 40A 3 Phase Outlet per stage corner (4 total)



Audio

Loudspeaker System

The Concert Hall has a left-right Line array as well as a support fill systems to provide even coverage across the venue. A left-right ground stack is also available with subs, and is recommended for amplified music.

Stereo Array (L/R)

- 8 Nexo Geo D loudspeakers per side (flown)
- 2 Nexo Geo S delays per side (back of dress circle)

Support Fill System

- Front Fill** 4 Nexo PS8 (front fill)
- Over stage Box and Choir Seating** 2 Martin Audio AQ8


Stereo Floor Package

- 4 Geo D10 low-frequency boxes (2 per side)

Control Surface

The Concert Hall has an Allen & Heath dLive S7000 or C1500 console (depending on needs) coupled with an Allen & Heath DM48 Mix Rack and two DX168 stage boxes. There is provision for the mixrack to be positioned anywhere on stage or in the control room, connected via data M-ACE link. Larger consoles come with a Waves card to allow for multi-track recording or virtual soundchecks.

The Concert Hall PA system is controlled by an Allen and Heath AHM-64 processing unit (Full system), 6x QSC PL3 Series amplifiers(Martin), Nexo NX241 processor and 3 Camco Vortex amplifiers (Nexo).



Mics and DI's

Mic/DI	Quantatiy
Mic Shure SM57	6
Mic Shure SM58	6
Mic Shure Beta 57a	4
Mic Shure Beta 58a	6
Mic Shure Beta 52a	1
Mic Shure Beta 91a	1
Mic Sennheiser e904	4
Mic Sennheiser e906	2
Mic Sennheiser e614	8
Mic DPA 2011	4
Mic DPA 4099	4
Mic Neumann KM184	4
Mic Sennheiser MD421	2
DI Radial Pro D1	2
DI Radial Pro D2	2
DI Radial JDI Mono	2
DI Radial J48 Mono	2
DI Radial USB	2

Additional Microphones can be hired through the Concourse including wireless microphones, Choir mics, tap mics, etc. Contact the Concourse production team with any additional requirements.

Lighting

Bridge 1

Unit	Channel	Patch	Circuit	Name	Mode	Filters	Gobos
1	201	1.98		Selecon Acclaim PC	Control		
2	41	1.104		Selecon Acclaim PC	Control		
3	42	1.114		Selecon Acclaim PC	Control		
4	202	1.120		Selecon Acclaim PC	Control		

Bridge 2

Unit	Channel	Patch	Circuit	Name	Mode	Filters	Gobos
1	31	1.122		Selecon SPX 15°-35° Zoomspot	Control		
2	1	2.1		ProLights EclProfile CT+ 26°	RAW 16bit	R119	
3	2	2.17		ProLights EclProfile CT+ 26°	RAW 16bit	R119	
4	32	1.125		ProLights EclProfile CT+ 15-30°	Uno	R119	
5	3	2.33		ProLights EclProfile CT+ 26°	RAW 16bit	R119	
6	4	2.49		ProLights EclProfile CT+ 26°	RAW 16bit	R119	
8	34	1.132		ProLights EclProfile CT+ 15-30°	Uno	R119	
10	5	2.65		ProLights EclProfile CT+ 26°	RAW 16bit	R119	
11	6	2.81		ProLights EclProfile CT+ 26°	RAW 16bit	R119	
12	36	1.140		ProLights EclProfile CT+ 15-30°	Uno	R119	
13	7	2.97		ProLights EclProfile CT+ 26°	RAW 16bit	R119	
14	8	2.113		ProLights EclProfile CT+ 26°	RAW 16bit	R119	
15	37	1.143		Selecon SPX 15°-35° Zoomspot	Control		

Bridge 3

Unit	Channel	Patch	Circuit	Name	Mode	Filters	Gobos
1	9	1.149		Selecon SPX 25°-50° Zoomspot	Control	R119	
2	21	1.151		Selecon SPX 15°-35° Zoomspot	Control		
3	191	1.155		Selecon SPX 15°-35° Zoomspot	Control		
4	22	1.161		Selecon SPX 15°-35° Zoomspot	Control		
5	10	1.163		Selecon SPX 25°-50° Zoomspot	Control	R119	

LX4

Unit	Channel	Patch	Circuit	Name	Mode	Filters	Gobos
	701	12.1		CKC Lighting Aurora Profile V6	Extended		
	702	12.44		CKC Lighting Aurora Profile V6	Extended		
	703	13.1		CKC Lighting Aurora Profile V6	Extended		
	704	13.44		CKC Lighting Aurora Profile V6	Extended		
1	213	1.24		Selecon Acclaim Fresnel	Control		
2	81	1.23		Selecon Rama High Performance 175 FFT Fresnel 7°-56°	Control		
3	705	14.1		CKC Lighting Aurora Profile V6	Extended		
4	82	1.18		Selecon Rama High Performance 175 FFT Fresnel 7°-56°	Control		
5	706	14.44		CKC Lighting Aurora Profile V6	Extended		

6	83	1.13		Selecon Rama High Performance 175 FFT Fresnel 7°-56°	Control
7	707	14.87		CKC Lighting Aurora Profile V6	Extended
8	84	1.8		Selecon Rama High Performance 175 FFT Fresnel 7°-56°	Control
9	708	14.130		CKC Lighting Aurora Profile V6	Extended
10	85	1.2		Selecon Rama High Performance 175 FFT Fresnel 7°-56°	Control
11	214	1.1		Selecon Acclaim Fresnel	Control

LX 1

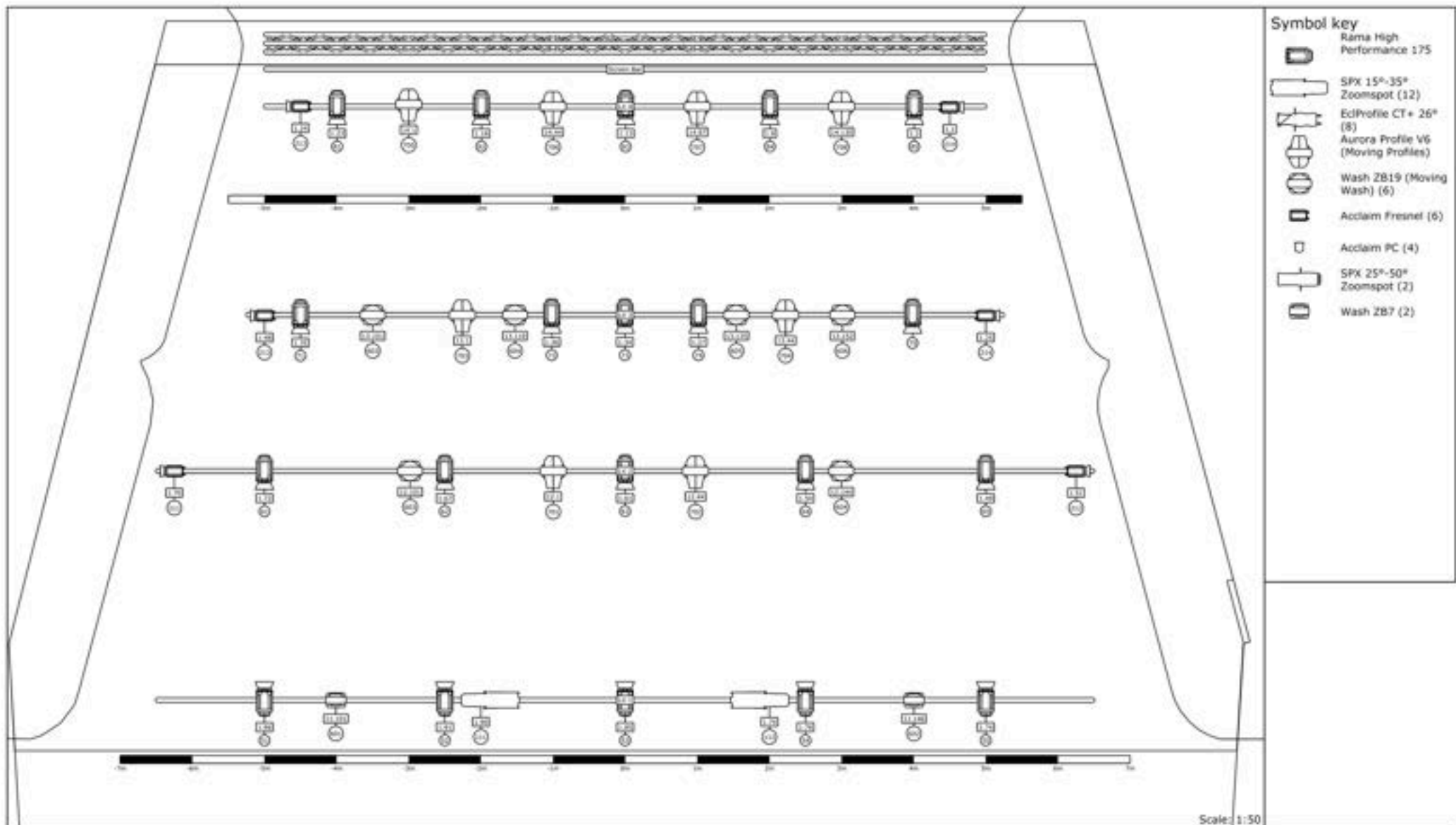
Unit	Channel	Patch	Circuit	Name	Mode	Filters	Gobos
	601	11.101		CKC Lighting Wash ZB7	Extended		
	602	11.146		CKC Lighting Wash ZB7	Extended		
3	51	1.96		Selecon Rama High Performance 175 FFT Fresnel 7°-56°	Control		
4	52	1.91		Selecon Rama High Performance 175 FFT Fresnel 7°-56°	Control		
5	111	1.90		Selecon SPX 15°-35° Zoomspot	Control		
6	53	1.85		Selecon Rama High Performance 175 FFT Fresnel 7°-56°	Control		
7	112	1.79		Selecon SPX 15°-35° Zoomspot	Control		
8	54	1.78		Selecon Rama High Performance 175 FFT Fresnel 7°-56°	Control		
9	55	1.74		Selecon Rama High Performance 175 FFT Fresnel 7°-56°	Control		

LX 2

Unit	Channel	Patch	Circuit	Name	Mode	Filters	Gobos
	603	12.101		CKC Lighting Wash ZB19	Basic		
	604	12.144		CKC Lighting Wash ZB19	Basic		
1	211	1.70		Selecon Acclaim Fresnel	Control		
3	61	1.72		Selecon Rama High Performance 175 FFT Fresnel 7°-56°	Control		
5	62	1.67		Selecon Rama High Performance 175 FFT Fresnel 7°-56°	Control		
7	63	1.61		Selecon Rama High Performance 175 FFT Fresnel 7°-56°	Control		
9	64	1.54		Selecon Rama High Performance 175 FFT Fresnel 7°-56°	Control		
11	65	1.49		Selecon Rama High Performance 175 FFT Fresnel 7°-56°	Control		
13	212	1.51		Selecon Acclaim Fresnel	Control		

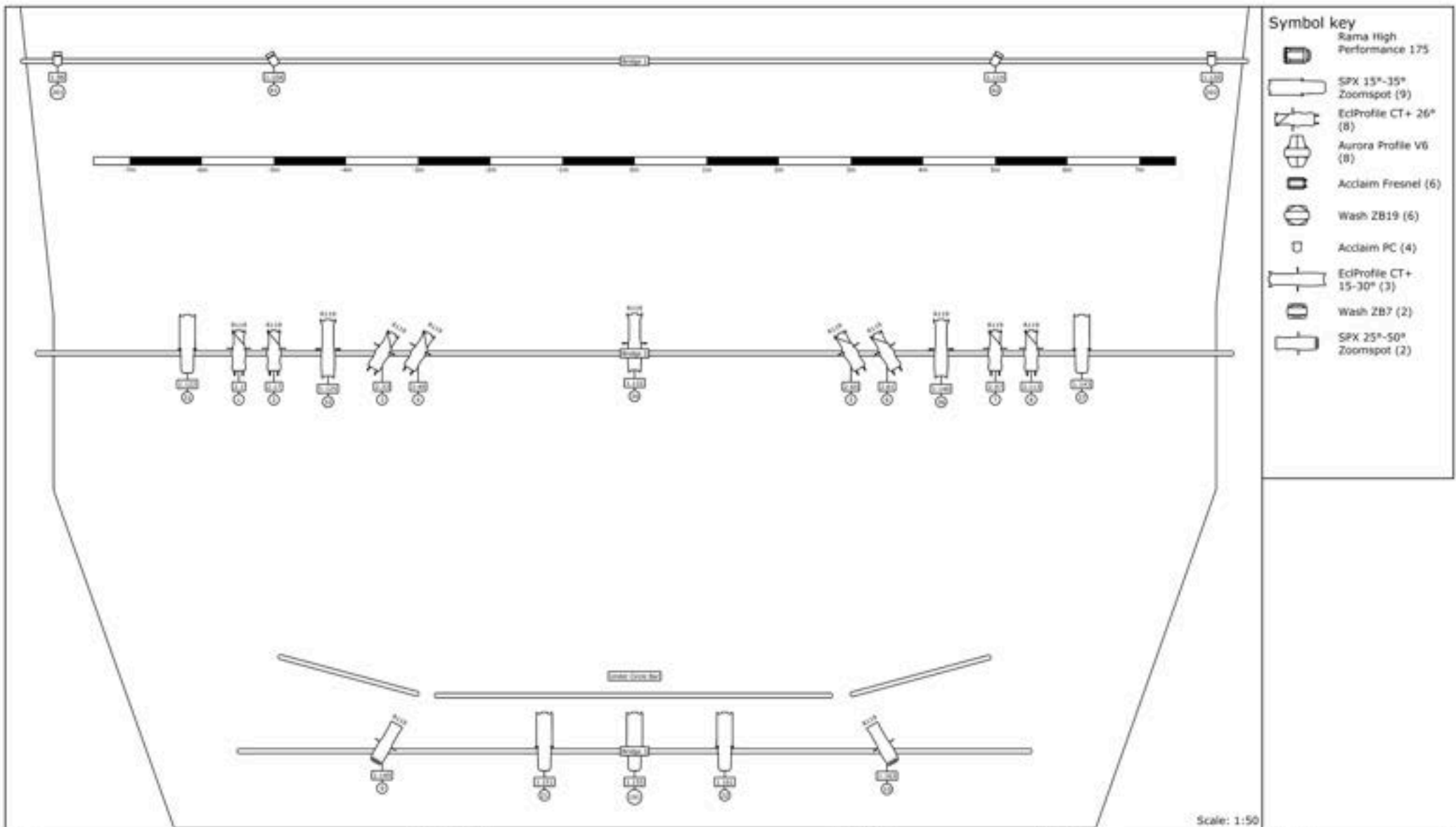
LX 3

Unit	Channel	Patch	Circuit	Name	Mode	Filters	Gobos
	75			Selecon Rama High Performance 175 FFT Fresnel 7°-56°	Control		
	603	13.101		CKC Lighting Wash ZB19	Basic		
	604	13.118		CKC Lighting Wash ZB19	Basic		
	605	13.135		CKC Lighting Wash ZB19	Basic		
	606	13.152		CKC Lighting Wash ZB19	Basic		
1	213	1.48		Selecon Acclaim Fresnel	Control		
2	71	1.35		Selecon Rama High Performance 175 FFT Fresnel 7°-56°	Control		
3	72	1.36		Selecon Rama High Performance 175 FFT Fresnel 7°-56°	Control		
5	73	1.34		Selecon Rama High Performance 175 FFT Fresnel 7°-56°	Control		
6	74	1.27		Selecon Rama High Performance 175 FFT Fresnel 7°-56°	Control		
7	214	1.25		Selecon Acclaim Fresnel	Control		



Scale: 1:50

Project	Project location	Project date	Drawing author	Drawing version
	The Concourse Concert Hall	07/07/25		1.1
Lighting designer	Ryan Barbaro			
Set designer				
Director				
Technical director				



Scale: 1:50

Project	Project location	Project date	Drawing author	Drawing version
	The Concourse Concert Hall	07/07/25		1.1
Lighting designer	Ryan Barbero			
Set designer				
Director				
Technical director				

Intrument Hire

The Concourse has 2 Steinway full size Grand Pianos available for hire:

Steinway 9' Model D - 1978 (refurbished)	\$500 + GST
Steinway 9' Model D - 2011	\$800 + GST
Piano Tune (Mon-Fri, 9am - 5pm)	\$250 + GST
Piano Tune (weekend/out of hours)	\$385 + GST
Touch Tune (Mon-Fri, 9am - 5pm)	\$160 + GST
Touch Tune (weekend/out of hours)	\$205 + GST

Willoughby Symphony Orchestra own percussion that can be rented with prior notice, details and pricing is listed below, please contact the production team to confirm the hire of this equipment.

Timpani x 4 (32, 29, 26, 23)	\$200 + GST
Xylophone	\$100 + GST
Vibraphone	\$120 + GST
Marimba	\$200 + GST
Tubular Bells	\$120 + GST
Bass Drum	\$100 + GST
Tam-Tam (gong)	\$80 + GST
Glockenspiel	\$80 + GST
Percussion Tables	FOC
Double Bass Stools	FOC
TOTAL TO HIRE ALL INVENTORY	\$1000 + GST

Hardware (instrument stands) & smaller percussion instruments (cymbals, snare drum, etc.) are not available for hire. Any groups hiring equipment will need to bring their own sticks / mallets.