



THE FACTORY THEATRE TECHNICAL SPECIFICATIONS

Current as of
April 2026

CONTACTS

The Factory Theatre

105 Victoria Road, Marrickville
Sydney Australia, 2205
+61 2 9660 9060 (Box Office)

Century Venues

105 Victoria Road, Marrickville
NSW Australia, 2205
+61 2 9519 9231

INDICITIVE CHARGES: FACTORY THEATRE

The below indicative charges are EX GST and should be factored into event budgeting. These costs will be itemised on the venue settlement on completion of the show.

Early / Late Access

An additional venue hire fee + staff charges applies for additional hours outside of the contractual period.

House Audio Component

House Audio Component (as listed below in this document) is included in contractual hire.

House Lighting Component

House Theatre Lighting Component (as listed below in this document) is included in contractual hire.

Additional Production Items

Please contact Event Manager / Production Manager for prices and availability of production items outside of the standard as listed in this document.

All technical advancing and prices for hires & staff for all shows to be coordinated through Event Manager / Production Manager.

VENUE 3D WALKTHROUGH

[Please Click Here To Access Virtual Venue Walkthrough](#)

STAGE DIMENSIONS

| | |
|----------------------|-----------------------------|
| DSE to Rear of Stage | 6m |
| Stage Width | 8m |
| Stage Height | 1.13m |
| Stage Rake | 0 degrees |
| Stage Surface | Timber floor, painted black |

AUDITORIUM DIMENSIONS

| | |
|---------------------------------|-------|
| DSE to Audio & Lighting Mix Pos | 16m |
| Theatre Floor Width | 18.4m |
| Floor to house ceiling | 4.5m |

POWER

Lighting

2 x 32amp 3 phase outlets

Audio

2 x 32amp 3 phase outlets

STAGE FITTINGS

2.4m x 2.4m Megadeck drumriser @ 300mm
Black upstage curtain

Barricade

Note: barricade is not standard with hire of the venue. Please contact your Event Manager / Production Manager should you require a steel barricade in place.

RIGGING

All rigging and fly system requirements installed and operated by inhouse riggers only. The Production Manager must approve all additional rigging requirements in advance.


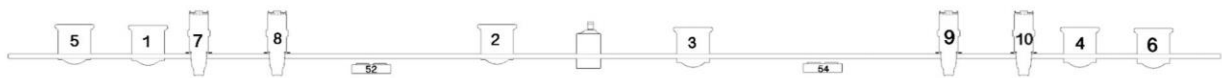
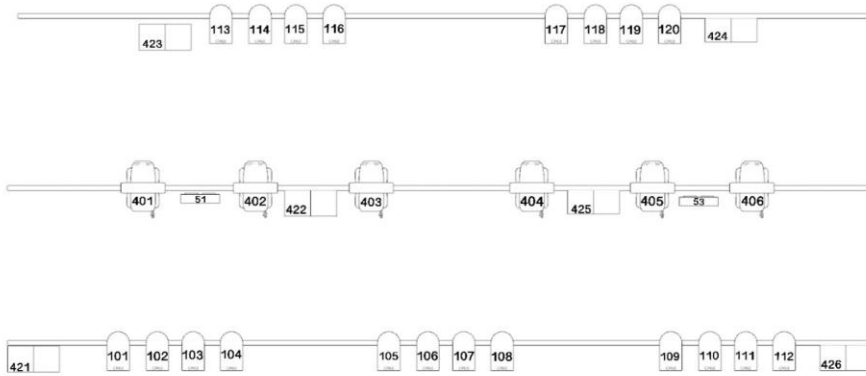
Lighting

Grand MA3 Controller on PC with Command Wing 1

Please note that MA2 File is not compatible with MA3 Controller on PC with Command Wing

All lighting ran through Obsidian EP4 Node with two universe free for touring lighting packages

20 of Stage Par Colour IP
 6 of Energy Spot Pro 400
 6 of Acme Ginamp
 4 of Stage Blinder IP
 6 of Fresno
 4 of Ek Profile



AUDIO

FOH Speaker System

| | |
|-----------------------|----|
| Flown NEXO GEO S 1210 | 12 |
| Ground RS 15 Sub | 4 |
| Camco Vortex 6 Amps | 4 |
| Nexo NX242 Processors | 3 |

FOH Control

| | |
|----------------------------------|---|
| Diive S5000 with DM48 Stage Rack | 1 |
|----------------------------------|---|

Waves and Dante Card Installed
Dedicated CAT runs to stage for touring
consoles.

Monitor Control

Dlive S3000 with DM48 Stage Rack 1

Monitor System (5 SENDS PLUS DRUMFILL)

Wayloud Speakers 9
Crown Macrotech 2400 3
DBX1231 3
Generic Drumfill (Sub/Top) 1
Camco Tecton 38.4 (Drumfill) 1
EV EX24 Xover (Drumfill) 1

System Info

Multicore 48ch
Shure B52a 2
Shure B91a 2
Shure B58a 8
SE V7 2
Shure SM57 10
Shure Beta57 1
Telefunken M88 1
Sennheiser 904 4
Sennheiser e906 1
Sennheiser 604 1
Rode NT5 4
Behringer C2 1
Radial Passive Stereo DI 4
Radial DI Mono Passive 2
Radial USB to Audio DI Box 1
Short Booms 10
Heavy Tall Booms 12
Straight Stands 2
8 Way Dropbox 4
12 Way Dropbox 1

Behringer P1 IEM Amp 2

AUDIO VISUAL

The Factory Theatre has a 5.5m x 2.5m LED Screen hung from the US Truss. The high resolution screen has a 2.9mm dot pitch. The screen comes with a HDMI input at SR or FOH.

DRESSING ROOMS & PRODUCTION OFFICES

1x Dressing rooms available

1x Kitchenette

Toilet Facilities

Dressing Room

7.6m x 2.8m

Dressing room mirror lighting

Tea and coffee facilities available in common area

Internet Access

Wireless Network Name CV-WIFI

Wireless Network Password Available – Printed on sign in dressing rooms.

LOADING AREAS

Load in located through main gates of Factory Theatre courtyard.

Lift access available. Please liaise with BOH Manager upon arrival.

30 Stairs from Courtyard to stage loading.

FACTORY THEATRE HOUSE RULES

No Wheels on Auditorium Carpet.

All doors, stage or house must be clear at all times for access

All stage equipment must enter via Courtyard

No seats, armrests, or backrests can be used as a step

No one but house personnel are permitted in the roof or grid

Only house riggers may operate rigging equipment or rig

Do not adjust stage drapery

Do not use gaffa tape on stage drapery, proscenium wall or backstage walls

Trucks cannot park in front of the theatre earlier than 1 hour after conclusion of performance

Load out to be carried out safely and immediately after conclusion of performance

The venue must be cleared of all patrons and the loading passage way cleared of patrons and rubbish before cases can be loaded out.